

Digital & Distance Learning with USATestprep

USE A FORMATIVE ASSESSMENT FOR DATA

Create a formative assessment over the standard(s) you're currently teaching and assign it to your classes. Go to the Assessments tab and build a short assessment (~5-10 questions) based on one standard ("I Choose the Questions" mode in step 2 allows you to choose the standards/questions).

Make sure students cannot view the item results after they have finished.

● STUDENTS CAN SELF- REMEDIATE INSTANTLY

As soon as students finish the assessment, they will see their overall grade, along with their scores by standard. For any standard with less than 70% mastery, students can click on a pink exclamation point to watch an instructional mini-lesson video, review the vocabulary terms, and complete a set of practice questions.

ASSIGN ACTIVITIES

Assign students an obstacle course of practice activities to complete. When creating a new assignment, select "2+ Activities" in step 1. Then in step 3, set a specific order that students must work through by dragging activities into place. Don't forget to share this assignment with your colleagues (also a setting in step 3) so that they can assign it to their classes as well.

● HOW SHOULD I ORDER ASSIGNMENTS?

Here's a suggested order:

- **Video** to activate prior knowledge
- **Vocabulary** to become familiar with the academic language
- **Practice question** set to test knowledge
- **Performance task** to apply knowledge in a different way
- **Game** to reward students

Create Assessment

What are assessments? Details: 3 3

1 Settings 2 Questions 3 Favorites 4 Performance Task 5 Two-Part Items 6 Free Response 7 Preview

Question Mode: ☐ Basic ☒ Custom

Select the questions you wish to use.

Strand: (From Molecules to Organisms: Structures and Processes)

To add questions from a different domain, please click the "Add Questions from Another Domain" link below.

— (HS-LS1-1) Structure Of DNA (3)

Question - Click to View

DNA, in the nucleus carries the genetic code for making proteins in ribosomes. In the diagram, B, represents the proteins produced. DNA cannot leave...

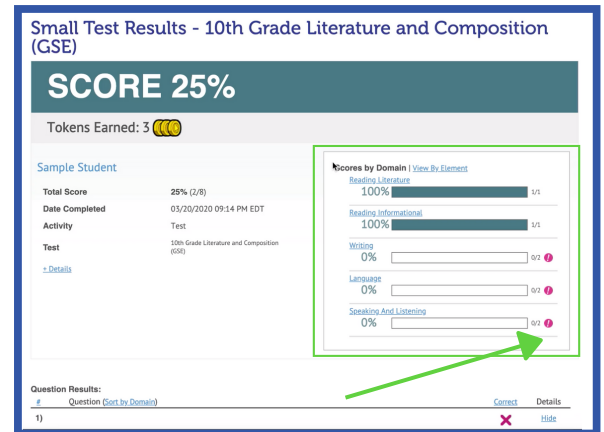
DOK 3 Feedback

DNA in the nucleus carries the genetic code for making proteins in ribosomes. The diagram shows a model of DNA. Which part of the DNA molecule codes...

DOK 2 Feedback

Using the model presented, what is being formed, B, from the process represented by C?

DOK 2 Feedback



Create Assignment

1 Select Students 2 Choose Assignment 3 Choose Settings

Drag each assignment row up or down to set the order in which students will complete the assignments. Students must complete the assignments in the order you specify here.

Start Date: Due Date: Please note that your students will NOT see the assignment in their assignment list until this date. Assignments are available to students for 2 months after the due date but are flagged as past due. You can lock an assignment if you no longer want students to have access.

Assignment	Minimum Score Requirement Copy First Row	Allow Multiple Attempts Copy First Row	Allow Students to Retry Missed Items Copy First Row
Video - U.S. Imperialism	N/A	N/A	N/A
Imperialist Thought	N/A	N/A	N/A
Random Practice - 5 Vocab	None	1 Attempt	Yes No
Imperialist Thought	None	1 Attempt	Yes No
Random Practice - 10 Questions	None	1 Attempt	Yes No
Imperialist Thought	None	1 Attempt	Yes No

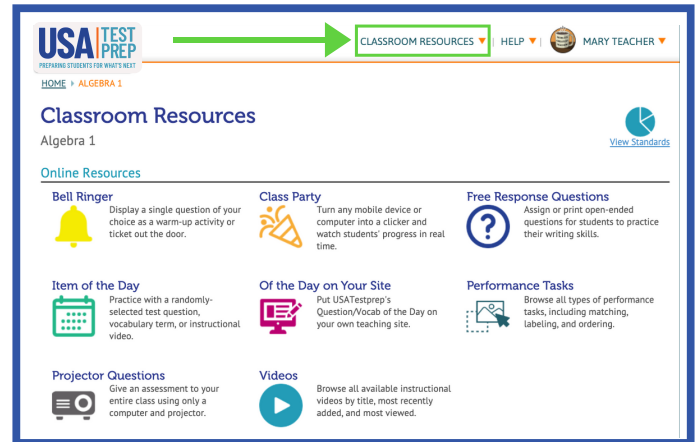
04/30/2020	Name	Assignments	Begin
	Ms. Brown	1st Period Science	Begin
	Ms. Brown	1st Period Science	Begin
	Ms. Brown	1st Period Science	Begin
	Ms. Brown	1st Period Science	Begin
	Ms. Brown	1st Period Science	Begin
	Ms. Brown	1st Period Science	Begin
	Ms. Brown	1st Period Science	Begin
	Ms. Brown	1st Period Science	Begin
	Ms. Brown	1st Period Science	Begin
	Ms. Brown	1st Period Science	Begin

Digital & Distance Learning with USATestprep

HOW TO UTILIZE "CLASSROOM RESOURCES"

The "Classroom Resources" section does not require you to be in the traditional classroom setting. You can use some of your favorite classroom features (Class Party, Bell Ringers, Class Performance Tasks, Videos, Think or Swim, etc.) to keep your students engaged and learning, even from home.

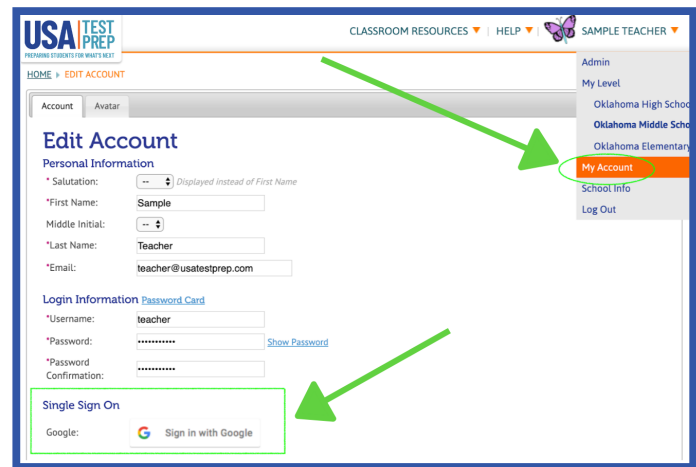
[Learn how Classroom Resources can be useful when teaching remotely or online.](#)



GOOGLE CLASSROOM + USATESTPREP

You can now integrate your USATestprep account with Google Classroom. Under your name menu at the top of the page, go to "My Account" and click the "Sign in with Google" button to authenticate and connect your Google account. You can also:

- [Connect Existing Classes to Google Classroom](#)
- [Create Assignment for Google Classroom](#)
- [Add Existing Assignments for Google Classroom](#)
- [Import Google Classroom Courses](#)



Need help with your integration and fully utilizing both platforms? Check out our [FAQ page](#).

WIFI LIMITATIONS? WE HAVE PRINTABLE OPTIONS

If [printing is crucial](#) and access to the internet is limited, try these USATP resources.

- **Class Activities:** send your students a worksheet to fill out. If they have a cellular device, they can take a picture and send it back to you.
- **Flashcards:** Create a flashcard set and print them out for your students to study and use for upcoming vocabulary quizzes.
- **Vocabulary Worksheets:** Select the terms you want your students to be practicing and create a worksheet and put in the packet you are printing for them. Change the look of the worksheet by updated text size and term spacing.
- **Puzzles:** Print our randomly-generated puzzles to send as a different activity for your students to complete. Note: If you want your students to be able to check their work, be sure to download and print the answer key for each puzzle.
- **Assessments:** With our assessment builder, you can choose our [Pre-Built](#) ("USATestprep Chooses the Questions") or [Build Your Own](#) ("I Choose ALL of the Questions") options and all assessments have a print option. You can also change the answer layout, increase and decrease the text size, and adjust question spacing.

Digital & Distance Learning with USATestprep

INDEPENDENT STUDENT PRACTICE

Students can navigate to any of their subject area pages and work independently. Send your classes a message through USATestprep and require that they work through a specific standard that you've chosen--or let students identify their own areas of weakness to focus on, based on our Dot Rank system. Try our

Green Dot Challenge.

Keep learning fun with our **choice board**, found under "Classroom Resources", which is a fun and easy way to encourage kids to learn on their own (especially if you include a prize at the end)!

● WHERE TO SEE THOSE PRACTICE RESULTS

Instruct students to report their independent practice to you, and results will appear in your "Class Results" area, not your "Gradebook" (that's for assessments and official assignments only).

If a student forgot to report his/her work to you, it can be fixed at any time through the student's "Graded Work" tab --> "Add Teacher" link.

HOW TO GET PARENTS INVOLVED

Introduce your students' parents to USATestprep by sending them the **Parent Letter** or to **5 Things Every Parent Needs to Know**. Parents can also watch the **Student Tutorial Video** and read the **Student Quick-Start Guide** which covers: customizing an avatar, joining a class, finding assignments, locating graded worked/test results, and how to earn tokens/play games in the arcade.

Be sure to share how their child can complete various activities on their own (practice questions, vocabulary sets, tests, performance tasks, and instructional videos) and they can monitor their child's progress by navigating to "Practice" at the top of the page and choosing a subject area. USATestprep's color-coded Dot Rank system will indicate strengths and areas for improvement by standard.

